



KeyQuick® Mechanical Splice 100



Description

One of the most important consideration of the KeyQuick® Mechanical Splice is the excellent performance, IL 0.1dB, and easy to be assembled at the installation site by workers without specific tools. The transparent body enables immediate splice verification by KeyFibre® Visual Fault Locator (VFL). Installation time is very short, 30 seconds, and it is accessible to be assembled by everyone without any special skill sets. The splicing method is as simple as aligning the V-groove and sliding to tie-up the fibre.

Applications

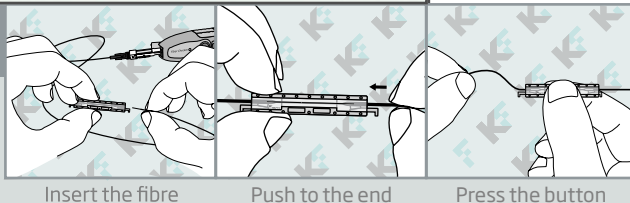
- FTTx Systems.
- LAN, WAN and Metro Networks.
- Data Centers
- Networking Monitoring
- Telecommunication

Features

- No Epoxy required
- V-groove technology
- No Tool or jig required
- Easy-to-install device, low skill sets required
- Mean Insertion Loss: 0.1dB

KeyQuick®
Field Installable

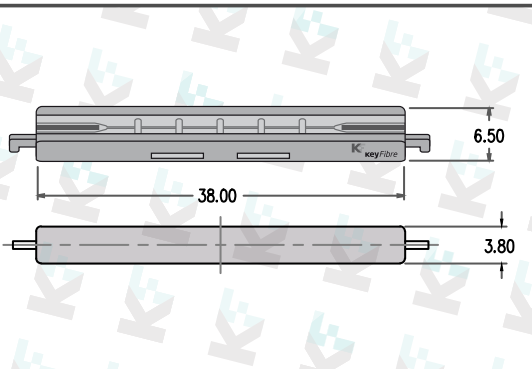
ASSEMBLY PROCEDURE




Insert the fibre

Push to the end

Press the button




01. Before connect



02. Connected



No light = under **0,1dB**



Mechanical Splice Holder



Individual blister

Specifications

Fibre Size	250um or 900um
Assembly Time	30 seconds (after fibre preparation)
Mean Insertion Loss	0.1 dB
Return Loss (dB) , Typical	-60
Pull Strength (N), Typical	5N
Operating Temperature (°C)	-40 ~ +75
Materials	Engineering Plastics & Index matching gel (IMG)
Dimension, LxWxH (mm)	38 x 3.8 x 6.5

P/N	Description	Splicing fibres	Pieces per Box	Box size (cm) LxDxH	Box Weight (Kg)
C-MS100-NT	KeyQuick® Mechanical Splice 900um, 250um.	900/900;250/900;250/250	50	17,5 x 12,5 x 4,5	0,20
FM-FOA-RK	Release Key		10		
C-SHC	Mechanical Splice Holder 6 Splices				