

IES-1080/1062 Series



IES-1080




IES-1062 Series

➤ Industrial 8-port unmanaged Ethernet switch

Features

- IES-1080 provide 8x10/100Base-T(X) ports
- IES-1062GT provide 6x10/100Base-T(X) and 2x10/100/1000Base-T(X) ports
- IES-1062FX series provide 6x10/100Base-T(X) and 2x100Base-FX fiber ports
- IES-1062GF series provide 6x10/100Base-T(X) and 2x1000Base-X fiber ports
- Triple redundant DC power inputs of terminal block and power jack
- Support auto-negotiation and auto-MDI/MDI-X
- Support store and forward transmission
- Support flow control
- Warning system by relay output
- Rigid IP-30 housing design
- DIN-Rail and wall mounting enabled

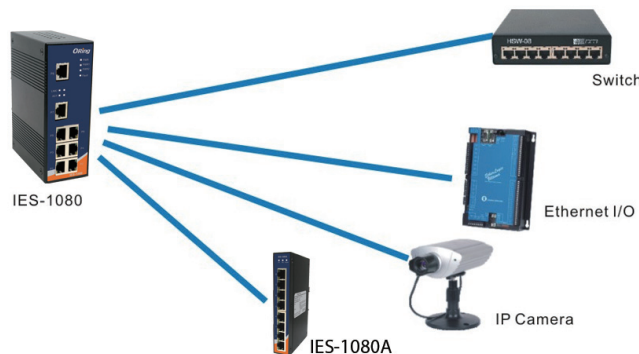


Introduction

IES-1080/1062 series are unmanaged Ethernet switches with 6x10/100Base-T(X) and 2x100Base-FX, 10/100/1000Base-T(X), 1000Base-SX or 1000Base-LX ports. IES-1080/1062 series support redundant power input, relay output alarm, and surge protection. The wide operating temperature range from -40° to 70°C can satisfy most of operating environments.

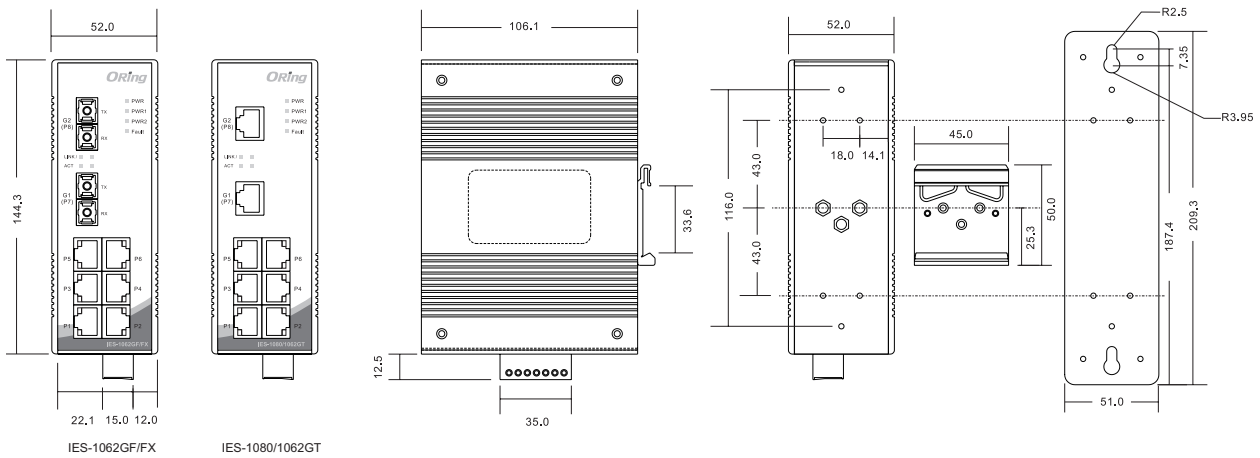
Practical Operation

IES-1080/1062 series can be used in connecting several Ethernet devices like Ethernet I/O, IP-Camera or other Ethernet switches. In addition, there are three different power inputs to enhance its reliability, two supplied by terminal block, and one by power jack to avoid interruption caused by power down. When the primary DC power input fails, the backup power input will take over immediately to guarantee a non-stop operation.



Connections of Ethernet devices

Dimensions



(Unit=mm)

Specifications

ORing Switch Model		IES-1080	IES -1062GT	IES-1062FX-MM-SC	IES -1062FX-SS-SC	IES -1062GF-MM-SC	IES -1062GF-SS-SC
Physical Ports							
10/100Base-T(X) Ports in RJ45 Auto MDI/MDIX		8	6	6	6	6	6
10/100/1000Base-T(X) Ports in RJ45 Auto MDI/MDIX		-	2	-	-	-	-
Fiber Ports Specifications	Fiber Ports Number	-	-	2	2	2	2
	Fiber Ports Standard	-	-	100Base-FX	100Base-FX	1000Base-SX	1000Base-LX
	Fiber Mode	-	-	Multi-mode	Single-mode	Multi-mode	Single-mode
	Fiber Diameter (µm)	-	-	62.5/125 µm 50/125 µm	9/125 µm	62.5/125 µm 50/125 µm	9/125 µm
	Fiber Optical Connector	-	-	SC	SC	SC	SC
	Typical Distance (km)	-	-	2 km	30 km	0.55 km	10 km
	Wavelength (nm)	-	-	1310 nm	1310 nm	850 nm	1310 nm
	Max. Output Optical Power (dBm)	-	-	-14 dBm	-8 dBm	-4 dBm	-3 dBm
	Min. Output Optical Power (dBm)	-	-	-23.5 dBm	-15 dBm	-9.5 dBm	-9.5 dBm
	Max. Input Optical Power (Saturation)	-	-	0 dBm	0 dBm	0 dBm	-3 dBm
	Min. Input Optical Power (Sensitivity)	-	-	-31 dBm	-34 dBm	-18 dBm	-20 dBm
	Link Budget (dB)	-	-	7.5 dB	19 dB	8.5 dB	10.5 dB
Technology							

Ethernet Standards	IEEE 802.3 for 10Base-T IEEE 802.3u for 100Base-TX and 100Base-FX IEEE 802.3ab for 1000Base-T IEEE 802.3z for 1000Base-X IEEE 802.3x for Flow control					
MAC Table	8192 MAC addresses					
Processing	Store-and-Forward					
LED Indicators						
Power Indicator	Green : Power LED x 3					
Fault Indicator	Amber : Indicates PWR1 or PWR2 failure occurred					
10/100Base-FX RJ45 Port Indicator	Green for port Link/Act. Amber for Duplex/Collision					
10/100/1000Base-T(X) / Fiber Port Indicator	Green for port Link/Act. Amber for Link					
Fault contact						
Relay	Relay output to carry capacity of 1A at 24VDC					
Power						
Redundant Input Power	Triple DC inputs. 12~48VDC on 7-pin terminal block, 12~45VDC on power jack					
Power Consumption (Typ.)	4 Watts	7 Watts	8 Watts	8 Watts	6 Watts	6 Watts
Overload Current Protection	Present					
Reverse Polarity Protection	Present on terminal block					
Physical Characteristics						
Enclosure	IP-30					
Dimensions (W x D x H)	52(W) x 106.1(D) x 144.3(H) mm (2.05x4.18x5.68 inch.)					
Weight (g)	666 g	677 g	680 g	680 g	685 g	685 g
Environmental						
Storage Temperature	-40 to 85°C (-40 to 185°F)					
Operating Temperature	-40 to 70°C (-40 to 158°F)					
Operating Humidity	5% to 95% Non-condensing					
Regulatory Approvals						
EMI	FCC Part 15, CISPR (EN55022) class A					
EMS	EN61000-4-2 (ESD), EN61000-4-3 (RS), EN61000-4-4 (EFT), EN61000-4-5 (Surge), EN61000-4-6 (CS), EN61000-4-8, EN61000-4-11					
Shock	IEC60068-2-27					
Free Fall	IEC60068-2-32					
Vibration	IEC60068-2-6					
Safety	EN60950-1, UL508(E331061)					
MTBF (Hours) (MIL-HDBK-217F2, GB, GC, 25°C)	431,222	368,351	354,989	354,989	370,965	370,965
Warranty	5 years					

Ordering Information

IES-1 AA B CC - DD - EE

Code Definition	10/100Base-T(X) Port Number	Additional Port Number	Additional Port Type	Fiber Optical Mode	Fiber Optical Connector
Option	- 08 : 8 ports - 06 : 6 ports	- 0 : 0 port - 2 : 2 ports	- GT : 10/100/1000Base-T(X) - FX : 100Base-FX - GF : 1000Base-X	- MM : Multi-mode - SS : Single-mode	- SC : SC connector

	Model Name	Description
Available Model	IES-1080	Industrial 8-port unmanaged Ethernet switch with 8x10/100Base-T(X)
	IES-1062GT	Industrial 8-port unmanaged Ethernet switch with 6x10/100Base-T(X) and 2x10/100/1000Base-T(X)
	IES-1062FX-MM-SC	Industrial 8-port unmanaged Ethernet switch with 6x10/100Base-T(X) and 2x100Base-FX, multi-mode, 2km/1310nm, SC connector
	IES-1062FX-SS-SC	Industrial 8-port unmanaged Ethernet switch with 6x10/100Base-T(X) and 2x100Base-FX, single-mode, 30km/1310nm, SC connector
	IES-1062GF-MM-SC	Industrial 8-port unmanaged Ethernet switch with 6x10/100Base-T(X) and 2x1000Base-SX, multi-mode, 550m/850nm, SC connector
	IES-1062GF-SS-SC	Industrial 8-port unmanaged Ethernet switch with 6x10/100Base-T(X) and 2x1000Base-LX, single-mode, 10km/1310nm, SC connector
Packing List	<ul style="list-style-type: none"> IES-1080 / 1062 series DIN-Rail Kit Wall-mount Kit Quick Installation Guide 	
	Optional Accessories <ul style="list-style-type: none"> DR-45 series, 45W DIN-Rail power supply DR-75 series, 75W DIN-Rail power supply DR-120 series, 120W DIN-Rail power supply PAA-121000, 12VDC/1000mA 12W Power Adapter with universal 100 to 240VAC input, US plug PAE-121000, 12VDC/1000mA 12W Power Adapter with universal 100 to 240VAC input, EU plug SDR-240-48, 240W DIN-Rail power supply SDR-480-48, 480W DIN-Rail power supply 	